

Scaled data based on original data using
LM-79-08 Approved Method: Electrical and Photometric Measurements of Solid-
State Lighting Products

Test Report Prepared for
Cooper Lighting Solutions
(formerly Eaton)

Brand: INVUE

Report Number: P139421

Luminaire Tested: **ENV-E01-LED-E1-BL2-7050**

Issue Date: 03/03/2020

Test Information

Test Method: LM-79-08
Report Number: P139421
REPORT IS SCALED FROM IESNA LM-79-08 TEST DATA (P33644)
Test Lab: INNOVATION CENTER-P3
Issue Date: 03/03/2020
Manufacturer: COOPER LIGHTING SOLUTIONS (FORMERLY EATON)
Product Line: INVUE
Catalog Number: ENV-E01-LED-E1-BL2-7050
Description: ENTRI LED LUMINAIRE
(1) LIGHTBARS WITH AccuLED OPTICS - TYPE 2
Light Source: (21) 5000K CCT, 70 CRI LEDs
Ballast/Driver: -

Summary

Lumens per Lamp: N/A
Luminaire Lumens: 2809.6 lumens
Efficiency: N/A
Efficacy: 113.7 lumens/watt
Luminous Opening: Rectangular (W 1' x L: 0.17' x H: 0')
IES Classification: Type II - Short - Semi-Cutoff
BUG Rating: B1 - U0 - G1

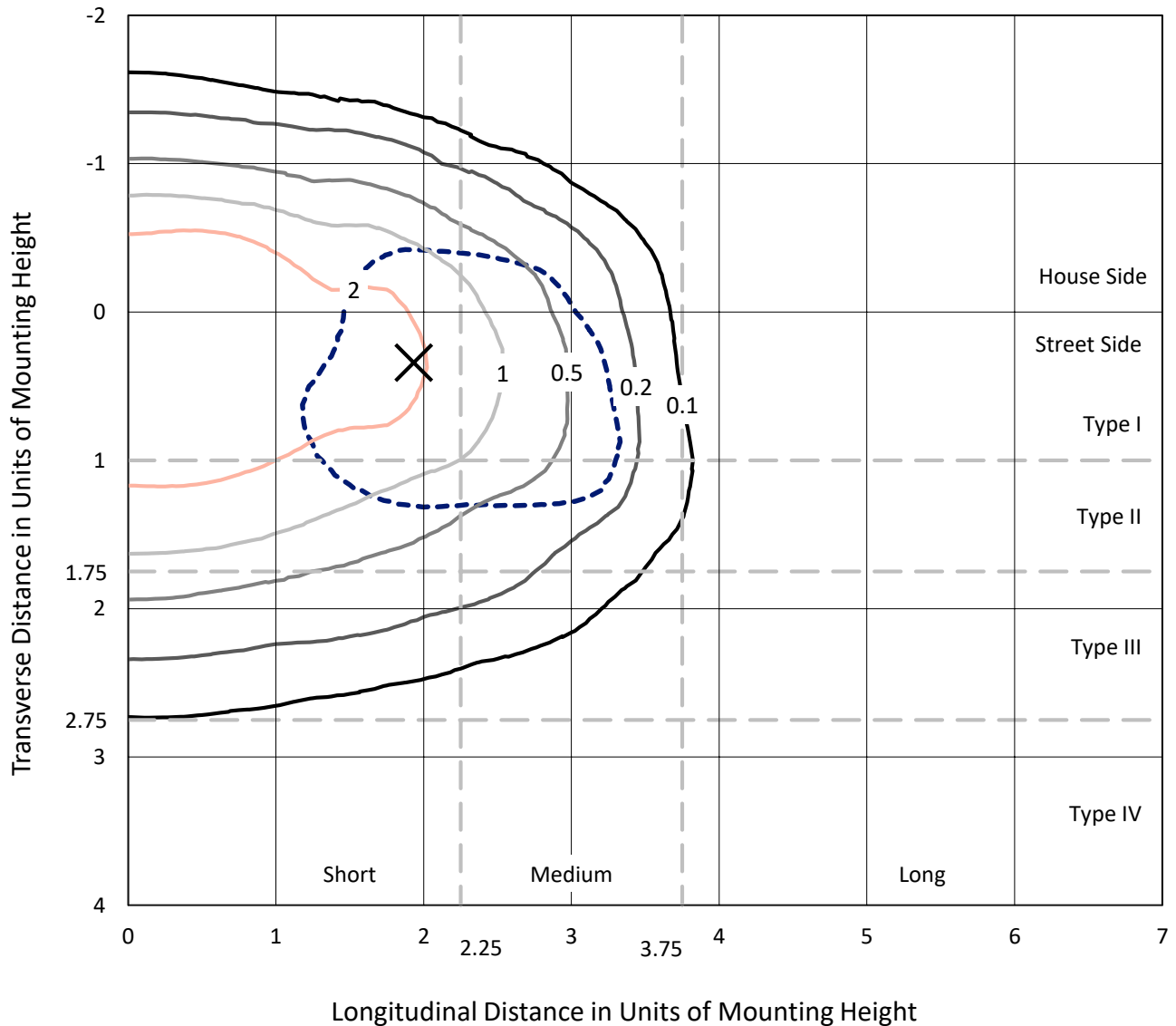
Input Watts (W): 24.7
Input Voltage (V): NR
Input Current (Ain): NR
Voltage Rise (V): NR
Power Factor: NR
Total Harmonic Distortion (THDi): NR
Frequency (hertz): 60
Stabilization Time: NR
Operation Time: NR
Ambient Temperature (°C): NR
Test Distance: 25 FT



REPORT NUMBER: P139421
 CATALOG NUMBER: ENV-E01-LED-E1-BL2-7050

Iso-Footcandle Lines of Horizontal Illumination

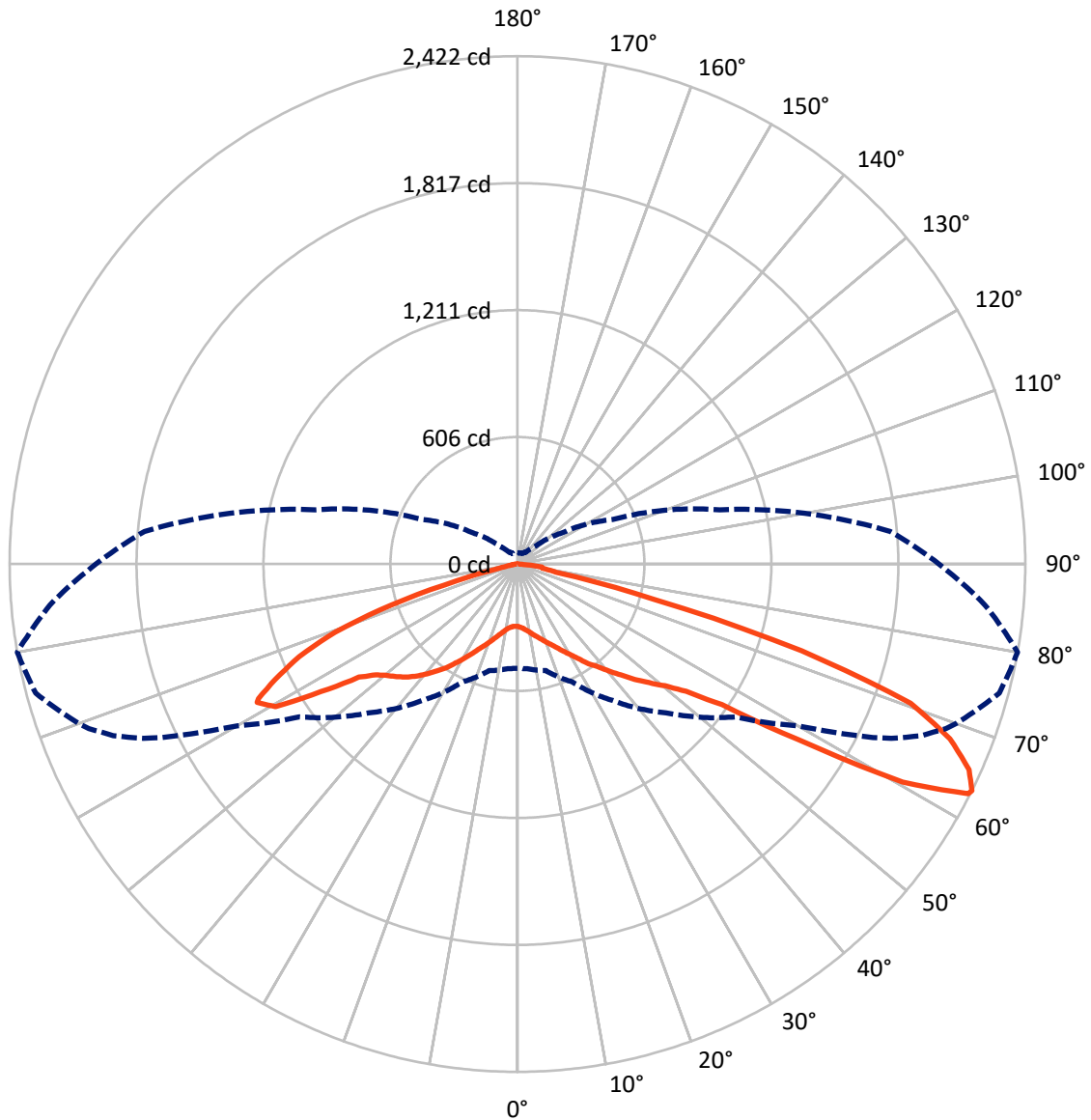
× Max cd
 - - - 1/2 Max cd



Based on 10 foot mounting height. Maximum calculated value = 3.7 fc
 Type II - Short - Semi-Cutoff

REPORT NUMBER: P139421
CATALOG NUMBER: ENV-E01-LED-E1-BL2-7050

Luminous Intensity Polar Plot



— Vertical Plane Through 80-Deg Lateral - - - Horizontal Cone Through 63-Deg Vertical

REPORT NUMBER: P139421

CATALOG NUMBER: ENV-E01-LED-E1-BL2-7050

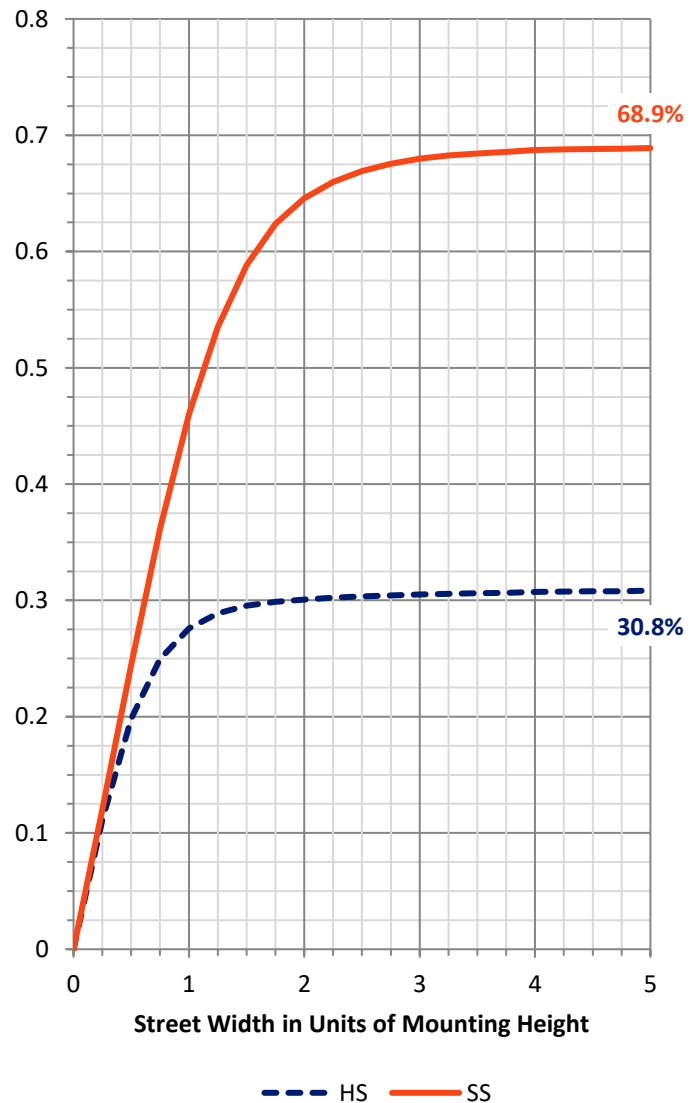
FLUX DISTRIBUTION:

		Downward	Upward	Total
House Side	Lumens	875.0	0.0	875.0
	% Fixture	31.1	0.0	31.1
Street Side	Lumens	1934.6	0.0	1934.6
	% Fixture	68.9	0.0	68.9
Total	Lumens	2809.6	0.0	2809.6
	% Fixture	100.0	0.0	100.0

Coefficient of Utilization

ZONAL LUMENS:

Zone	Lumens	% Fixture
0°-10°	29.8	1.1
10°-20°	102.3	3.6
20°-30°	192.2	6.8
30°-40°	305.1	10.9
40°-50°	460.5	16.4
50°-60°	647.2	23.0
60°-70°	755.2	26.9
70°-80°	291.9	10.4
80°-90°	25.4	0.9
90°-100°	0.0	0.0
100°-110°	0.0	0.0
110°-120°	0.0	0.0
120°-130°	0.0	0.0
130°-140°	0.0	0.0
140°-150°	0.0	0.0
150°-160°	0.0	0.0
160°-170°	0.0	0.0
170°-180°	0.0	0.0
0°-90°	2809.6	100.0
0°-180°	2809.6	100.0



REPORT NUMBER: P139421

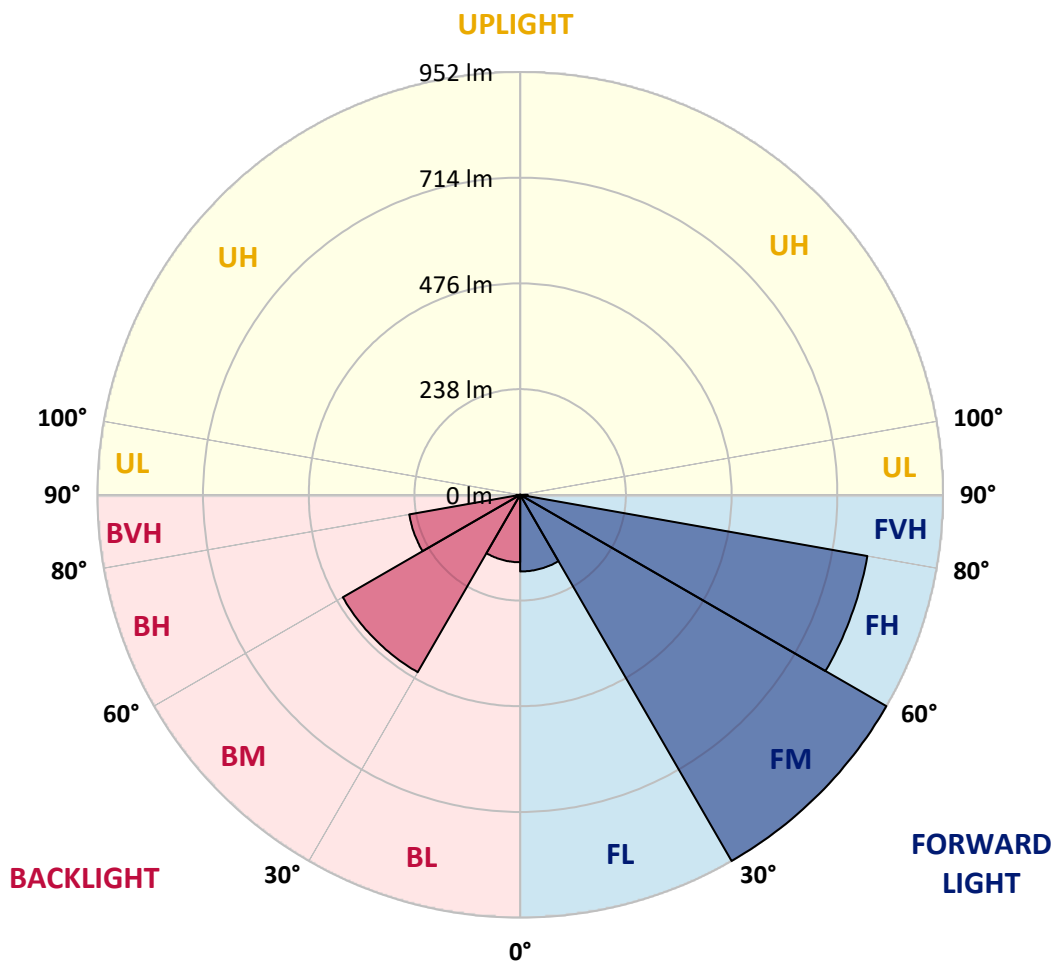
CATALOG NUMBER: ENV-E01-LED-E1-BL2-7050

LUMINAIRE CLASSIFICATION SYSTEM LUMEN TABLE AND BUG RATING:

Zone	Lumens	% Fixture	Zone Rating/Lumen Limit		
			B	U	G
FL (0°-30°)	172.6	6.1			
FM (30°-60°)	951.7	33.9			
FH (60°-80°)	793.4	28.2			G1/1800
FVH (80°-90°)	16.9	0.6			G1/100
BL (0°-30°)	151.8	5.4	B1/500		
BM (30°-60°)	461.1	16.4	B1/1000		
BH (60°-80°)	253.7	9.0	B1/500		G1/500
BVH (80°-90°)	8.5	0.3			G0/10
UL (90°-100°)	0.0	0.0		U0/0	
UH (100°-180°)	0.0	0.0		U0/0	

BUG Rating: B1-U0-G1

Type II Short





REPORT NUMBER: P139421

CATALOG NUMBER: ENV-E01-LED-E1-BL2-7050

CANDELA DISTRIBUTION (FULL):

	0°	5°	15°	25°	35°	45°	55°	60°	61°	62°	64°
0°	297.6	297.6	297.6	297.6	297.6	297.6	297.6	297.6	297.6	297.6	297.6
2.5°	312.4	311.4	311.9	311.4	311.4	310.4	307.3	307.3	306.8	307.3	306.3
5°	329.4	328.9	328.4	327.3	327.3	325.3	320.1	319.1	319.6	318.6	316.6
7.5°	348.4	347.8	346.8	344.8	343.7	340.7	333.5	332.5	331.9	330.9	329.4
10°	367.3	366.8	365.3	362.7	360.2	355.5	348.4	345.8	345.3	344.8	343.2
12.5°	386.8	385.3	385.8	381.2	377.1	371.5	363.2	360.7	360.2	359.6	359.1
15°	408.4	407.9	406.9	400.7	393.0	385.3	377.1	374.0	372.0	372.5	372.0
17.5°	428.9	428.4	424.8	416.1	405.8	397.1	386.8	384.8	384.8	384.3	384.3
20°	443.8	443.3	439.7	428.9	415.6	405.8	397.6	397.6	397.1	397.6	398.1
22.5°	450.5	450.5	445.8	434.0	419.7	412.5	409.9	411.5	412.0	412.5	413.5
25°	453.0	453.0	448.4	434.6	421.2	422.2	425.3	427.9	428.9	428.9	432.5
27.5°	457.6	458.2	452.0	437.1	426.3	436.1	443.8	447.4	448.9	449.9	454.6
30°	471.5	471.0	465.9	449.9	441.7	455.6	469.4	473.0	476.6	476.6	481.8
32.5°	492.0	491.5	488.4	476.1	472.5	490.0	502.3	510.0	509.5	510.5	514.1
35°	519.2	519.7	521.8	518.7	521.8	539.2	553.1	556.1	556.7	557.2	557.7
37.5°	550.0	550.5	561.8	571.5	585.4	611.0	619.3	620.8	617.2	617.2	616.2
40°	573.1	575.6	600.8	626.4	655.7	690.6	702.9	699.8	697.2	695.2	689.0
42.5°	620.3	621.8	648.5	685.4	726.5	774.7	796.3	786.0	785.5	776.2	771.6
45°	667.5	671.6	700.3	741.9	791.1	857.8	889.6	880.9	879.4	875.3	862.4
47.5°	704.9	710.6	742.4	791.6	848.1	925.0	982.0	988.1	984.5	979.9	969.7
50°	736.7	741.4	773.7	827.6	892.2	976.3	1057.9	1080.0	1083.1	1081.0	1078.4
52.5°	757.3	761.9	793.7	851.2	917.9	1014.3	1114.4	1158.0	1167.2	1166.7	1177.5
55°	757.8	762.9	795.7	858.9	932.2	1040.5	1166.7	1235.4	1246.7	1260.6	1283.7
57.5°	729.6	734.7	775.7	848.6	936.3	1061.0	1217.5	1338.6	1369.3	1396.5	1460.1
60°	651.1	653.1	698.3	795.7	916.8	1056.4	1256.0	1427.3	1470.9	1529.9	1632.5
62.5°	530.5	534.6	562.3	657.2	826.0	1015.8	1271.3	1526.3	1598.2	1684.4	1848.5
63°	497.1	500.7	526.4	620.3	795.2	1003.0	1270.8	1542.2	1621.2	1710.0	1887.0
65°	383.8	384.8	403.8	474.6	652.6	909.6	1243.1	1519.7	1619.7	1723.3	1909.1
67.5°	309.4	313.0	331.9	381.7	515.6	763.9	1119.0	1316.5	1384.7	1486.8	1708.0
70°	242.2	248.3	266.3	322.7	439.7	615.2	941.5	1099.0	1141.0	1189.8	1377.5
72.5°	160.1	161.6	164.7	196.0	306.8	478.7	783.4	890.7	907.1	942.0	1033.8
75°	75.4	81.1	85.7	101.6	148.3	313.5	567.9	632.6	652.1	688.5	721.9
77.5°	32.8	32.3	34.4	46.7	78.0	139.6	353.5	467.4	474.1	465.9	451.5
80°	10.3	10.8	11.3	12.3	24.6	66.7	152.9	314.0	346.8	368.9	362.7
82.5°	1.0	0.5	1.5	3.1	5.1	9.7	57.5	147.2	185.2	227.3	281.2
85°	0.0	0.0	0.5	0.5	1.0	2.1	3.6	15.4	25.7	29.8	59.0
87.5°	0.0	0.0	0.5	0.5	1.0	1.5	1.5	2.1	2.1	2.1	2.1
90°	0.0	0.0	0.0	0.0	0.0	0.0	0.0	0.0	0.0	0.0	0.0



REPORT NUMBER: P139421

CATALOG NUMBER: ENV-E01-LED-E1-BL2-7050

CANDELA DISTRIBUTION (continued):

	65°	66°	67°	68°	69°	70°	75°	80°	85°	90°	95°
0°	297.6	297.6	297.6	297.6	297.6	297.6	297.6	297.6	297.6	297.6	297.6
2.5°	305.8	305.8	304.8	305.3	304.8	304.8	303.7	302.7	302.2	299.6	298.1
5°	316.6	316.6	316.0	315.0	315.0	314.5	311.9	309.4	307.8	304.8	301.7
7.5°	328.9	328.4	327.3	326.3	326.3	325.8	322.2	319.6	316.6	311.9	308.3
10°	343.2	342.7	341.7	340.2	340.2	339.6	336.0	331.9	329.4	323.7	319.1
12.5°	358.6	357.1	356.6	355.5	354.5	354.5	351.4	347.3	345.3	339.1	334.5
15°	371.5	370.4	369.9	369.4	368.9	367.9	365.3	361.7	360.2	355.0	351.4
17.5°	383.8	383.8	384.3	383.3	382.7	381.7	380.2	379.1	377.6	373.0	370.9
20°	398.1	398.1	399.2	398.6	398.1	399.7	399.2	398.6	398.6	394.5	393.0
22.5°	415.1	414.5	416.1	415.6	416.1	417.6	419.7	418.7	420.7	418.1	417.1
25°	434.6	434.0	435.6	436.6	437.6	438.7	442.8	443.8	446.4	445.8	443.8
27.5°	456.6	457.1	457.6	460.2	461.7	462.8	468.4	471.5	476.6	474.6	476.6
30°	482.3	484.8	486.9	489.5	490.0	491.0	500.2	503.3	505.9	507.4	510.5
32.5°	517.7	519.2	519.7	522.8	523.8	525.4	535.1	539.2	542.8	543.3	549.0
35°	560.8	561.8	563.3	564.9	566.9	565.9	577.2	583.3	588.0	588.5	594.6
37.5°	617.7	614.1	615.7	613.6	610.5	610.5	614.1	620.3	625.4	629.5	635.7
40°	686.0	683.4	682.9	678.3	673.1	668.5	666.5	670.0	674.2	677.7	685.4
42.5°	763.9	761.4	752.6	749.6	740.8	735.7	721.9	723.4	730.6	732.6	737.3
45°	855.3	846.0	842.9	824.0	820.4	813.2	787.0	785.0	791.1	791.6	788.6
47.5°	959.4	952.7	945.6	932.2	918.4	906.6	866.5	845.5	852.2	851.7	836.8
50°	1072.8	1071.8	1061.0	1052.3	1040.0	1023.0	951.7	913.2	918.4	913.7	886.6
52.5°	1181.0	1178.0	1177.5	1170.8	1166.2	1160.5	1073.8	1007.6	995.8	986.1	951.2
55°	1294.9	1302.6	1297.5	1308.3	1316.5	1315.5	1279.6	1182.6	1122.6	1114.9	1061.5
57.5°	1484.8	1503.2	1527.9	1528.9	1551.0	1582.8	1647.4	1577.6	1427.3	1397.6	1326.2
60°	1702.3	1750.0	1811.6	1841.9	1889.1	1938.3	2100.4	2111.2	1900.9	1785.9	1655.1
62.5°	1920.9	1983.5	2056.3	2103.5	2162.0	2200.5	2371.8	2412.9	2221.0	2009.1	1793.6
63°	1967.0	2031.2	2094.3	2140.5	2189.7	2225.1	2379.0	2422.1	2238.4	2009.6	1784.9
65°	1991.2	2051.2	2100.4	2141.5	2174.3	2198.4	2320.0	2366.7	2215.4	1935.2	1686.9
67.5°	1808.0	1904.5	1966.5	2016.3	2049.6	2083.0	2194.8	2224.1	2116.9	1790.6	1538.1
70°	1496.6	1607.9	1705.9	1783.4	1840.8	1891.6	2009.1	1989.1	1896.8	1556.1	1304.7
72.5°	1101.0	1198.0	1293.4	1381.1	1456.0	1520.7	1598.2	1417.1	1276.5	1034.8	903.0
75°	740.3	761.4	805.0	848.6	875.8	894.3	846.5	674.7	547.9	491.5	429.9
77.5°	437.1	422.8	424.3	413.5	406.3	404.8	339.6	188.8	99.5	101.6	106.7
80°	348.9	333.0	316.0	297.1	284.7	271.4	221.1	121.1	43.1	34.9	36.4
82.5°	282.2	278.1	268.8	249.3	229.8	206.8	158.0	116.5	24.6	19.5	21.0
85°	54.9	61.6	55.4	60.5	45.1	42.6	25.1	27.2	9.7	8.7	10.8
87.5°	2.1	2.1	2.1	2.1	2.1	2.1	2.1	2.1	2.1	2.1	4.1
90°	0.0	0.0	0.0	0.0	0.0	0.0	0.0	0.0	0.0	0.0	0.0



REPORT NUMBER: P139421

CATALOG NUMBER: ENV-E01-LED-E1-BL2-7050

CANDELA DISTRIBUTION (continued):

	105°	115°	125°	135°	145°	155°	165°	175°	180°
0°	297.6	297.6	297.6	297.6	297.6	297.6	297.6	297.6	297.6
2.5°	295.5	293.5	291.9	289.9	288.8	287.3	286.8	285.3	285.8
5°	296.5	293.0	289.9	286.8	284.7	283.7	282.7	281.7	281.7
7.5°	301.7	297.1	293.5	289.9	288.3	286.3	285.8	284.2	284.2
10°	312.4	307.3	302.7	298.6	296.5	294.0	293.0	291.4	291.4
12.5°	328.4	323.7	318.6	312.4	308.3	305.3	302.7	301.7	301.7
15°	346.3	342.7	338.6	330.4	323.7	318.1	313.0	310.9	310.4
17.5°	367.9	364.8	360.7	351.4	340.7	328.9	320.1	316.0	315.5
20°	394.0	390.9	384.8	372.0	355.0	336.6	322.7	316.6	316.0
22.5°	420.7	420.7	410.4	389.4	364.3	339.6	321.2	313.0	311.4
25°	449.9	451.5	436.1	403.3	369.4	338.1	314.5	304.2	302.2
27.5°	485.3	483.8	458.2	414.0	369.9	331.9	303.7	291.4	289.4
30°	524.3	514.1	476.1	420.2	366.3	320.7	289.4	275.5	274.0
32.5°	563.3	541.3	489.5	421.2	356.1	304.2	270.4	256.0	254.0
35°	604.9	565.4	497.7	415.6	339.1	282.2	246.8	232.9	230.9
37.5°	639.8	583.9	500.2	400.7	313.5	256.5	225.2	210.9	207.3
40°	671.6	597.2	495.6	376.6	284.7	231.4	202.7	190.3	189.3
42.5°	700.8	603.4	479.2	345.3	256.0	209.8	183.7	171.9	170.8
45°	723.4	599.2	451.5	310.9	232.4	191.4	166.7	156.0	153.9
47.5°	737.8	584.4	413.5	282.2	212.9	172.4	148.3	137.0	134.9
50°	749.1	562.3	375.0	260.1	193.9	152.9	129.3	119.0	117.5
52.5°	763.9	534.1	341.7	240.1	171.9	130.8	109.8	100.0	98.5
55°	796.8	510.0	318.1	218.0	148.3	107.7	90.3	84.1	82.1
57.5°	908.1	518.2	303.2	191.4	121.1	86.7	74.9	71.3	70.8
60°	1025.1	553.1	296.0	160.6	93.9	70.3	63.6	62.6	62.1
62.5°	1018.9	521.8	266.3	126.2	72.3	58.0	54.9	55.4	55.4
63°	998.4	502.8	256.5	118.5	68.7	56.4	53.4	53.4	53.4
65°	874.2	426.3	208.3	89.8	57.5	50.3	47.7	48.2	48.7
67.5°	721.9	307.8	137.0	62.6	51.8	45.7	42.6	41.6	41.6
70°	552.0	207.3	81.1	54.4	51.3	42.6	37.5	36.4	36.4
72.5°	362.2	126.7	54.9	54.4	50.8	40.5	34.9	32.8	32.8
75°	166.2	62.6	45.7	52.3	48.2	37.5	30.8	28.2	27.7
77.5°	64.6	39.5	41.0	44.1	37.5	30.8	27.7	25.7	25.1
80°	37.5	31.8	35.9	31.8	27.2	23.6	23.6	22.1	21.5
82.5°	27.2	27.2	27.7	23.1	20.5	19.5	19.5	18.0	17.4
85°	19.5	20.0	23.1	18.5	15.9	13.9	12.8	12.8	12.3
87.5°	9.7	15.9	12.8	7.7	7.2	6.7	6.7	6.7	6.2
90°	0.0	0.0	0.0	0.0	0.0	0.0	0.0	0.0	0.0

(END OF REPORT)